

# moonie®

We design the MOONIE toys in the way in which we would buy them ourselves. With future generations and our planet in mind, we decided to create a new series of organic products MOONIE, made from organic cotton with the GOTS certification.

The MOONIE toys are beautiful and simple because we believe that objects with special design develop children's sense of aesthetics and sensitivity to beauty.

Our goal was to design a toy that calms down the babies and lulls them to sleep with soft sounds that were recorded in nature.

It was important to us to design the MOONIE toys not only as a product for newborns but also as a great companion for older children. We are a family business and we manufacture the toys in Poland.

We love MOONIE and we hope that you will love our products too!

*Michalina & Mikolaj*

Please read carefully this manual before use. Keep the manual and packaging because they contain important information.

## **THE PACKAGE INCLUDES:**

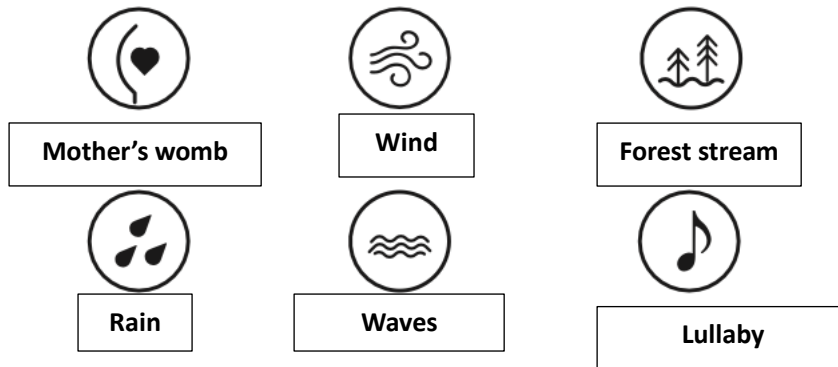
- MOONIE plush toy
- Music and light module
- USB cable
- Manual

## **GENERAL INFORMATION**

MOONIE is a plush toy with a music module and a light (MOONIE module). Before use, you need to put the MOONIE module into a pocket in the toy and close with a zipper so that it is out of children's reach. The module is controlled manually by pressing a button on the toy.

## MOONIE SOUNDS

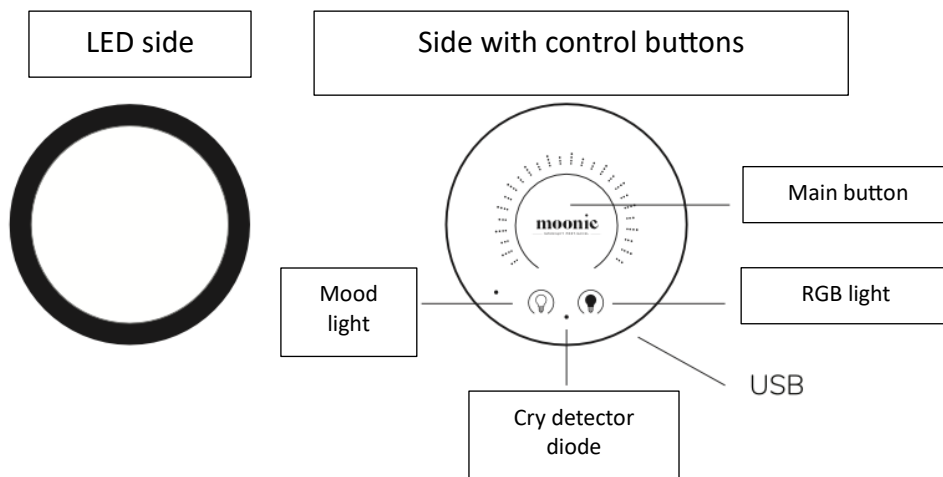
MOONIE plays five soft and soothing sounds that were recorded in nature:



It is a safe, natural, low-frequency pink noise that is not generated by a computer. MOONIE also offers a lullaby that, thanks to kalimba sounds, helps during lulling the babies to sleep and calming them down.

## MODULE DESCRIPTION

If you want to achieve the right night light effect, place the music module on the side with the LED light towards the front side of the toy.



## TURNING ON / TURNING OFF

By pressing the main button, you will turn on/off the sound.



1 x press of the main button

### SOUND CHANGE

MOONIE plays 5 different soothing sounds and a lullaby. If you want to change the sounds, press the button twice.

The music module remembers the last setting after turning it off.



2 x press of the main button

### VOLUME SETTING

If you want to turn the volume up, press and hold the button until you set the desired sound volume and then release the button. Do the same thing if you want to turn the volume down.



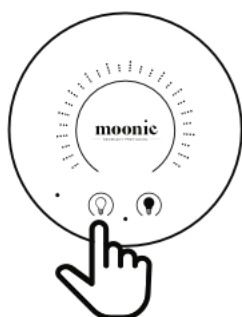
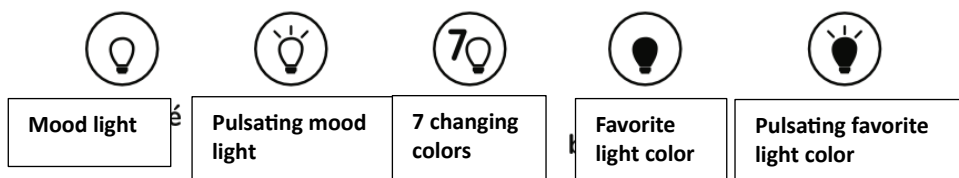
1.Press and hold the button

2.Choose the desired sound volume

3.Release the button

# LIGHT MODES

The MOONIE night small lamp offers 5 modes:



First press – soft light  
Second press – soft pulsating light  
Third press – the light is off

First press – soft light  
Second press – soft pulsating light  
Third press – the light is off  
Fourth press – the light is off  
(Press the RGB button for mode change (3 modes)).

After restarting, the MOONIE module remembers the sound and light settings.

## LIGHT AND SOUND SEPARATION

MOONIE can be used as a night light with the sound on or off. You can also turn on only the sound without the light. To use the light without the sound, press one of two light buttons: mood light or RGB light, when the module is off. If you want to turn off the light and have only the sound, press repeatedly the mood light or RGB light button. The MOONIE module will remember the sound or light settings after restarting.

## OPERATING TIME

The MOONIE module lasts for 8 hours in the sound and light mode and approximately 10 hours in the sound mode.

## **CHARGING**

A full charge of a fully discharged battery takes approximately 3 hours. To charge the music module, use the supplied USB cable and connect it to a charger. The MOONIE set does not include the charger.

Connect the USB cable to the USB port in the sound light module. During charging, a red diode on the module will light up. The diode will turn green when the battery is fully charged.

A low battery can affect the quality and volume of soothing sounds and also the light intensity. If the quality of the sound or volume of the soothing sound worsens connect the module to the charger.

The battery is not replaceable.

The toy cannot be controlled when the battery is being charged, never use the music module during charging.

**Important: After connecting the device to the charger, all functions of the music module are deactivated.**

## **BATTERY**

The MOONIE module has a built-in lithium-ion battery with the following parameters:

Rated voltage: 3,7 V

Battery size. 802535

Nominal cell capacity: 700mAh

Reverse polarity protection

The device can be charged via a USB port

Charger specifications:

Supply voltage: DC5V

Rated charging current: 1A

The maximum current capacity of the source: 1,2A

Overcharge protection > 1,2A

Overheat protection: 80D

Short circuit protection



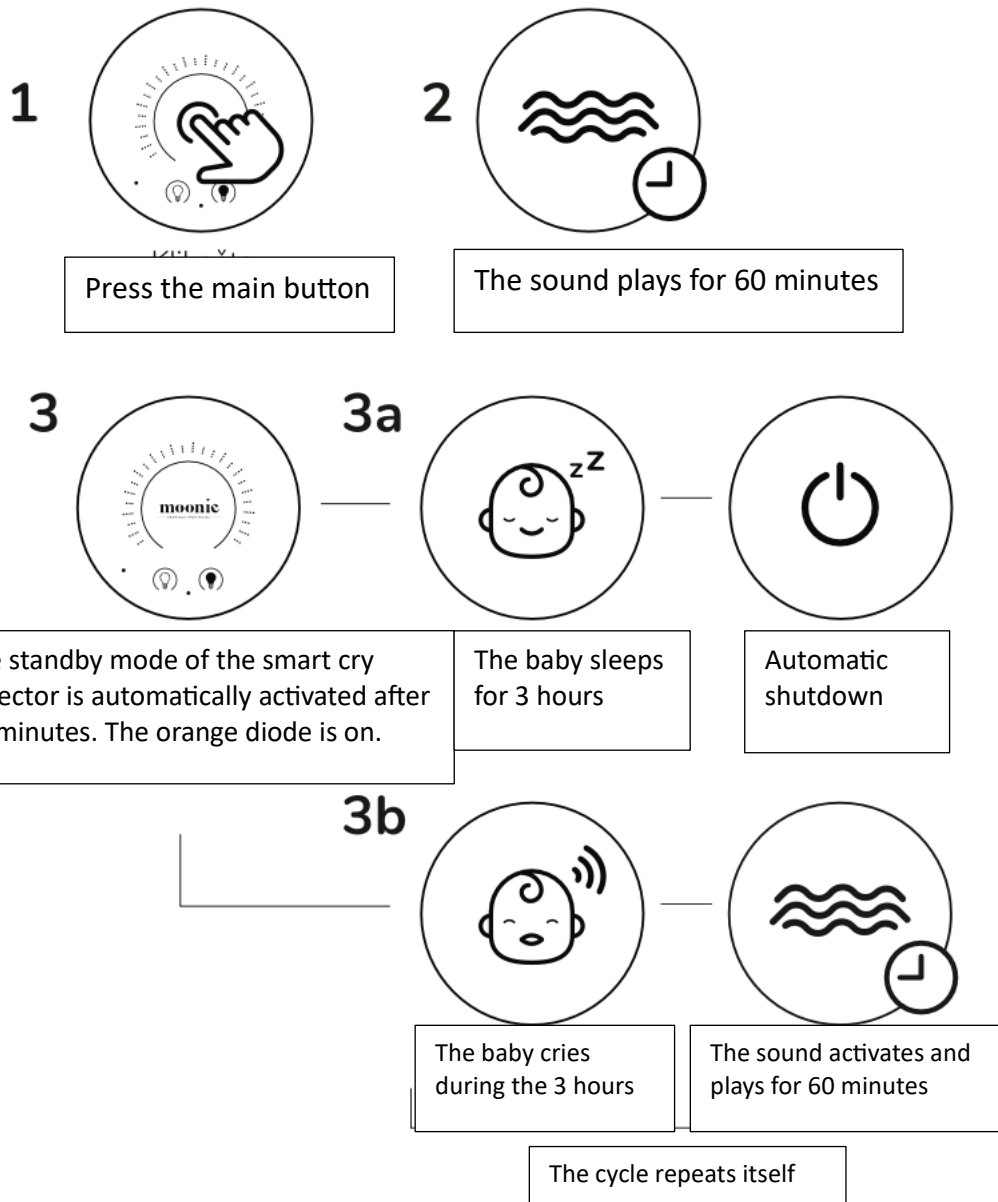
## CRY DETECTOR

After 60 minutes of playing soothing sounds, an orange diode of the cry detector will light up and activate the standby mode. In this mode, the device analyzes sounds around the baby and is especially sensitive to the baby's cry.

The music and light module MOONIE will stay in standby mode with the cry detector for 3 hours. During this time, it will automatically activate the last played soothing sound when the baby starts crying. The sound will play for 60 minutes and after that, the cycle repeats itself.

If the soothing sound is not activated for 3 hours, the device will automatically turn off. Other loud sounds near the module can activate the soothing sound.

**Important:** If the soothing sound is activated in the cry detector mode, the option to change the sound or volume is blocked.



## DIRECT ACTIVATION OF THE CRY DETECTOR

The cry detector mode can be activated directly by pressing the main button three times when the device is turned off. The orange diode will light up and the device will switch into standby mode analyzing the sounds around the baby.



3x press the main button of the turned-off module

## WASHING INSTRUCTIONS

**Important: Before washing the MOONIE, remove the music module from the toy. The music module is not waterproof. If the device is sprinkled with water, you will not be able to use it again.**

Text composition: 100% organic cotton.  
The MOONIE plush toy can be hand washed.

## WARNING

Before using the MOONIE toy with the music module, please read carefully all safety precautions. Failure to follow the safety precautions may damage the MOONIE module and can be dangerous for the baby.

The MOONIE module and USB cable are not toys, always keep them out of children's reach. The MOONIE module can be used after it was inserted safely into the toy.

Before using the toy, carefully check whether the pocket with the MOONIE module is well fixed inside.

Babies can use the toy from their first day, but if the toy contains the MOONIE module, adult supervision is recommended.

Before each use, check every part of the product to make sure that it is not damaged and is not dangerous for your baby.

If you notice any damage to the MOONIE module, immediately stop using the device.

Do not put MOONIE into water or other liquids and do not soak it. The module is not waterproof.

Do not shake or bang the MOONIE module.

Do not leave the module in a place with strong sunlight or near a source with high heat.

Before charging, remove the MOONIE module from the toy.

Always charge the MOONIE module out of children's reach.

If you notice a device malfunction, stop charging the module.

Do not use the device with high volume for a long time and do not put it near your baby's ear.

As soon as the baby starts crying, always check if the baby is not in a danger.

The battery charger used with the electric toy needs to be regularly inspected for damage to the power cable, plug, case, or other parts, and if damaged, it cannot be used until it is fixed.

**WARNING!**

**Before using the module and the toy, carefully read the safety recommendations. Failure to follow the rules can cause damage to the module and it can also be dangerous for the baby. The MOONIE module and the USB cable are not toys and the module should be used only when it is safely placed in the zipper pocket. Keep the MOONIE module out of children's reach. Before giving the product to the baby, always check if the pocket is closed by the zipper.**

**SAFETY**

The toy is made of certified materials which are safe for children. It complies with the 2009/48/ES regulation about toy safety and it can be used from the first day of the children's life.



## **WARRANTY**

The product warranty applies to the original receipt. The warranty does not apply in case of improper use of the product or unauthorized repair.

## **RECYCLING INFORMATION**

In accordance with the European directive 2012/19/EU on electric and electronic equipment (WEEE), the MOONIE packaging is marked with the selective sorting symbol. It indicates that this product cannot be treated as household waste and that it should be handed over to the appropriate collection point for the recycling of electric and electronic equipment.

**moonie**<sup>®</sup>

Distributor:	FOR BABY spol. s. r. o. Komerční park Nupaky 523 251 01 Nupaky
Manufacturer:	MOONIE sp z o.o. Lazanowicka 1A 03-089 Warsaw Poland
Contact:	<a href="http://www.forbaby.cz">www.forbaby.cz</a> <a href="mailto:forbaby@forbaby.cz">forbaby@forbaby.cz</a>

